



G
E
R
M
A
N
Y




S
C
O
T
L
A
N
D




H
U
N
G
A
R
Y





S
W
I
T
Z
E
R
L




S
P
A
I
N




C
R
O
A
T
I
A





I
T
A
L
Y



A
L
B
A
N
I
A



P
O
L
A
N
D







N
E
T
H
E
R
L
D



S
L
O
V
E
N
I
A



D
E
N
M
A
R
K







S
E
R
B
I
A



E
N
G
L
A
N
D



R
O
M
A
N
I
A






U
K
R
A
I
N
E



B
E
L
G
I
U
M



S
L
O
V
A
K
I
A





A
U
S
T
R
I
A




F
R
A
N
C
E



T
U
R
K
E
Y





Instructions

You will need:

Scissors

Pritt Stick

Double-sided sticky tape

Drinking straws or kebab skewers (Tesco do a pack of 100 bamboo skewers for £1)

1. Print out the flags, not forgetting to switch the printer to single sided mode.
2. Put double sided tape on the unprinted side down the centre of the page (underneath the country names). Do not peel off the backing paper, yet.
3. Cut out the flags. Where the flag has a white edge, black lines have been added to help you
4. Peel off the backing paper from the double-sided sticky tape
5. Place the drinking straw/skewer down the centre of the stick tape as a flagpole
6. Wrap the flag around such the two halves match
7. Apply pritt stick and press the two halves together.
8. If the skewer has a sharp end, chop the point off with scissors. Health & Safety!